



JOHNSON COUNTY  
PUBLIC LIBRARY

# Preliminary Planning Diagram (02.2012)\*

## First Level of Franklin Branch

**1 Circulation and Welcome Desk**  
Staff assisted and self check out  
Community information kiosk

**2 Youth Room**  
Self-contained room  
Active learning environment  
Double the number of books for children, including board books, picture books, big books, beginning readers, chapter books, nonfiction books and holiday books  
Computer workstations

**3 Youth Media**  
More audiobooks, music CDs and DVDs for family entertainment and education

**4 Early Literacy Family Area**  
Activity centers, puppet stage, educational toys and an early learning computer station

**5 Storytime and Activity Room**  
Space for storytimes, performances, after-school activities, and family programs  
Stroller parking nearby

**6 Family Restroom**  
Child height fixtures  
Baby changing table

**7 Media Area**  
More audiobooks, DVDs and music CDs  
Downloadable eBooks  
Better shelving to find media more easily

**8 Teen Zone**  
Study tables  
Homework resources  
Computer workstations  
More than twice the number of high-interest materials to keep teens reading



## Second Level of Franklin Branch

**9 Adult Services**  
More open space, with greater flexibility for multipurpose use zoned for quieter reading and study experience

**10 Fiction and Reader Services**  
More new books and bestsellers  
More large print books

**11 Adult Learning Center**  
Private one-on-one tutoring space  
Expanded Adult Learning library and curriculum aids  
Computers dedicated to adult learners

**12 Group Study/Tutorial Rooms**  
Four, six and eight person rooms for collaborative projects, study, literacy instruction and tutoring  
Whiteboard and tackable wall surface

**13 Local History & Special Collections**  
Genealogy and local history materials  
Multiple microfilm reader/printer/scanners  
Computer workstation for online genealogy research  
Workspace for digitization and preservation projects

**14 Conference Room**  
Seating for 12

**15 Seminar Room**  
Classroom-style seating for 25 and theater-style seating for 45

**16 Program and Community Meeting Room**  
Seating for 200  
Space can be divided into two separate rooms for groups of different sizes  
Projector and projection screen  
Voice amplification system

**17 Nonfiction and Reference Services**

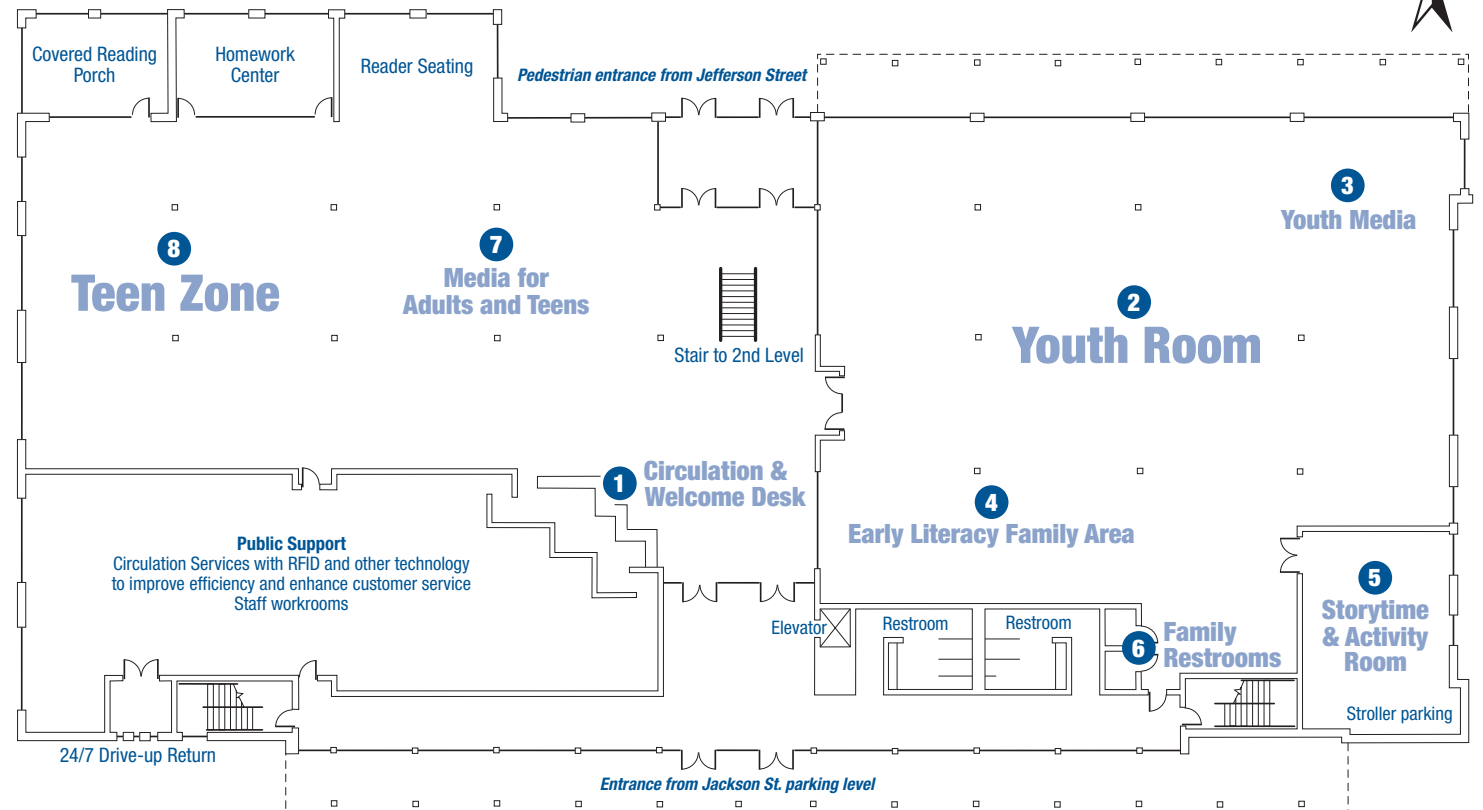
**18 Technology and Production Center**  
Computers for classes, training, independent research and study  
Multimedia production technology for school, work and personal projects

**19 Business Center**  
Multimedia technology for sales and business development and training  
Space for meetings and presentations  
Digital and print resources for small businesses and entrepreneurs

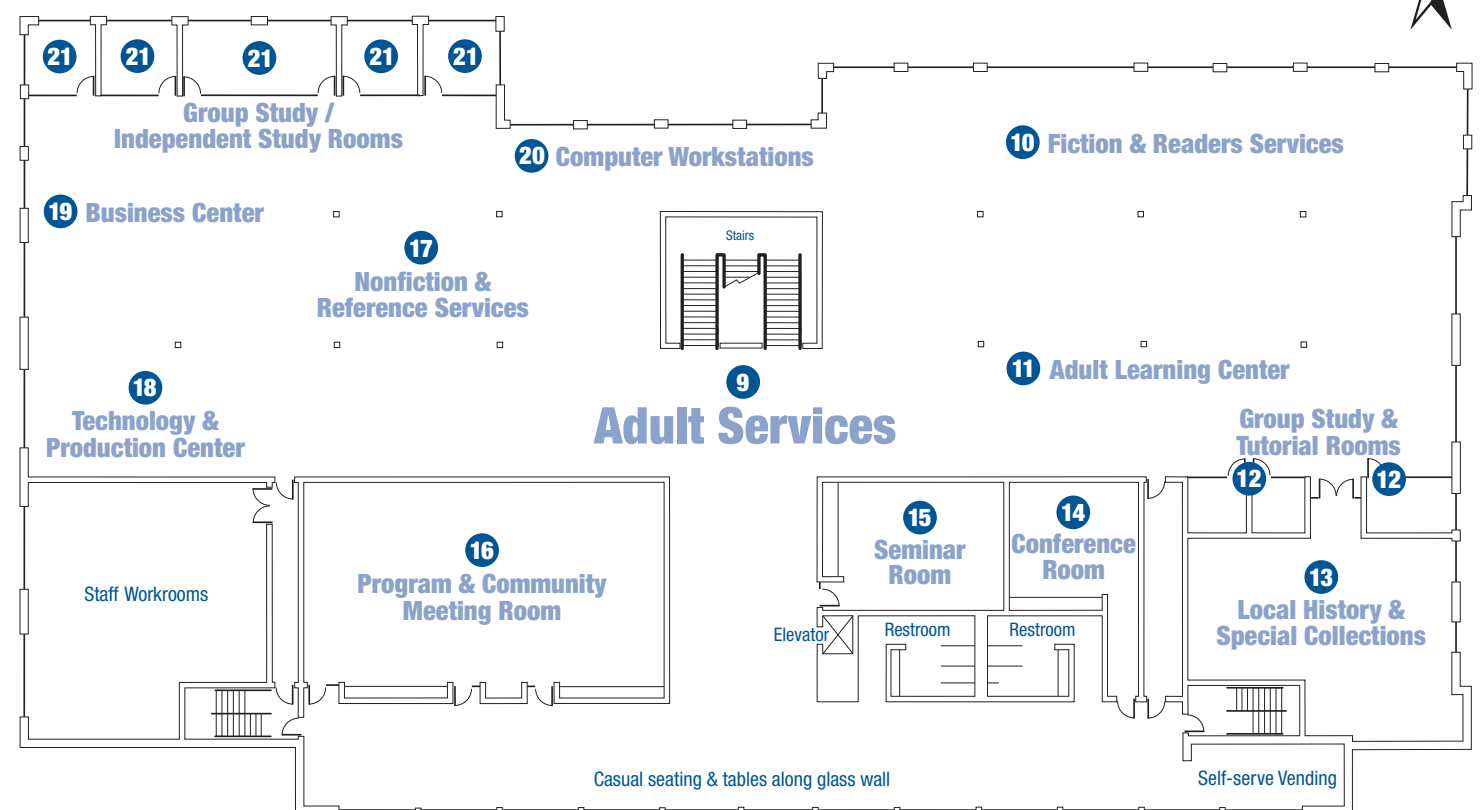
**20 Computer workstations**  
Individual stations with workspace for books and papers

**21 Group Study/Independent Study Rooms**

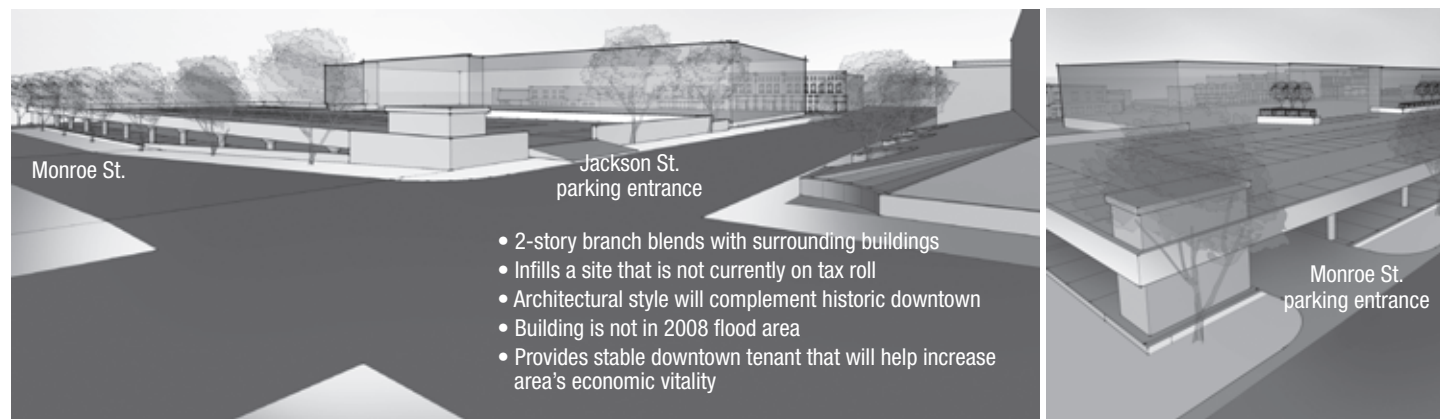
## First Level



## Second Level



\*Final arrangement and allocation of space to be determined during the building design process.



2 levels of parking—enter library from both levels.